

# Liczba obsłużonych pasażerów w ruchu krajowym i międzynarodowym - regularnym i czarterowym w latach 2017 - 2018 w Polsce

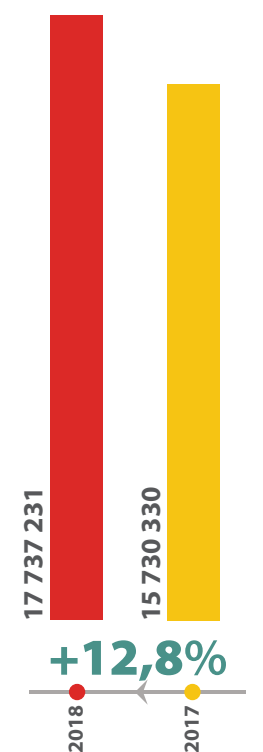
2018

2017

1 Ranking lotnisk według liczby obsłużonych pasażerów w trzech kwartałach 2018 roku

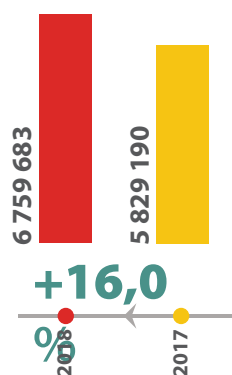
+12,8%

Dynamika zmian w 2018 roku w stosunku do 2017 roku



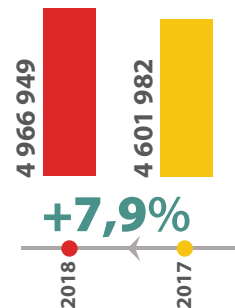
WARSZAWA IM. CHOPINA (WAW)

1



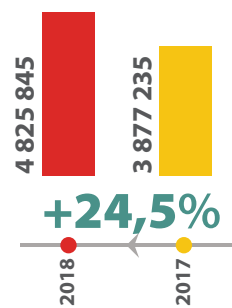
KRAKÓW - BALICE (KRK)

2



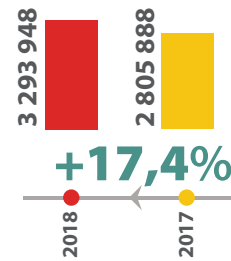
GDĄSK IM. L. WAŁĘSY (GDN)

3



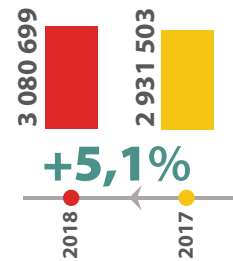
KATOWICE - PYRZOWICE (KTW)

4



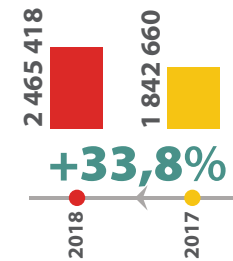
WROCLAW - STRACHOWICE (WRO)

5



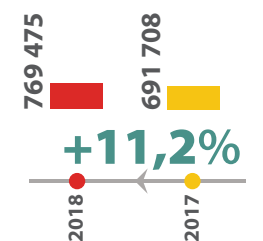
WARSZAWA/MODLIN (WMI)

6



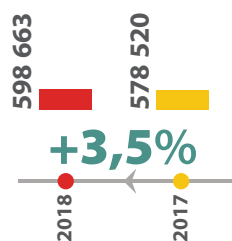
POZNAŃ - ŁAWICA (POZ)

7



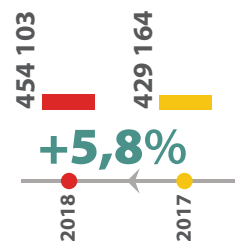
RZESZÓW - JASIONKA (RZE)

8



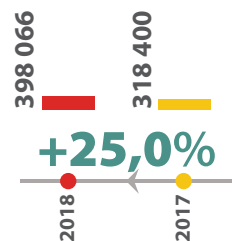
SZCZECIN - GOLENIÓW (SZZ)

9



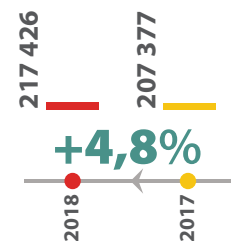
LUBLIN (LUZ)

10



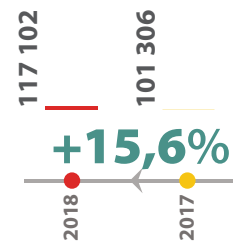
BYDGOSZCZ - SZWEDEROWO (BZG)

11



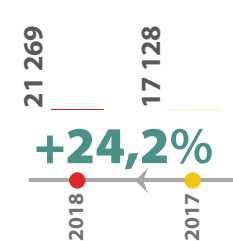
ŁÓDŹ - LUBLINEK (LCJI)

12



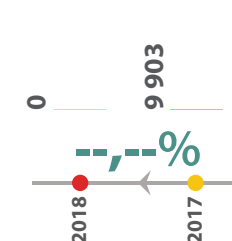
OLSZTYN - MAZURY (SZY)

13



ZIELONA GÓRA - BABIMOST (IEG)

14



RADOM (RDO)

15

